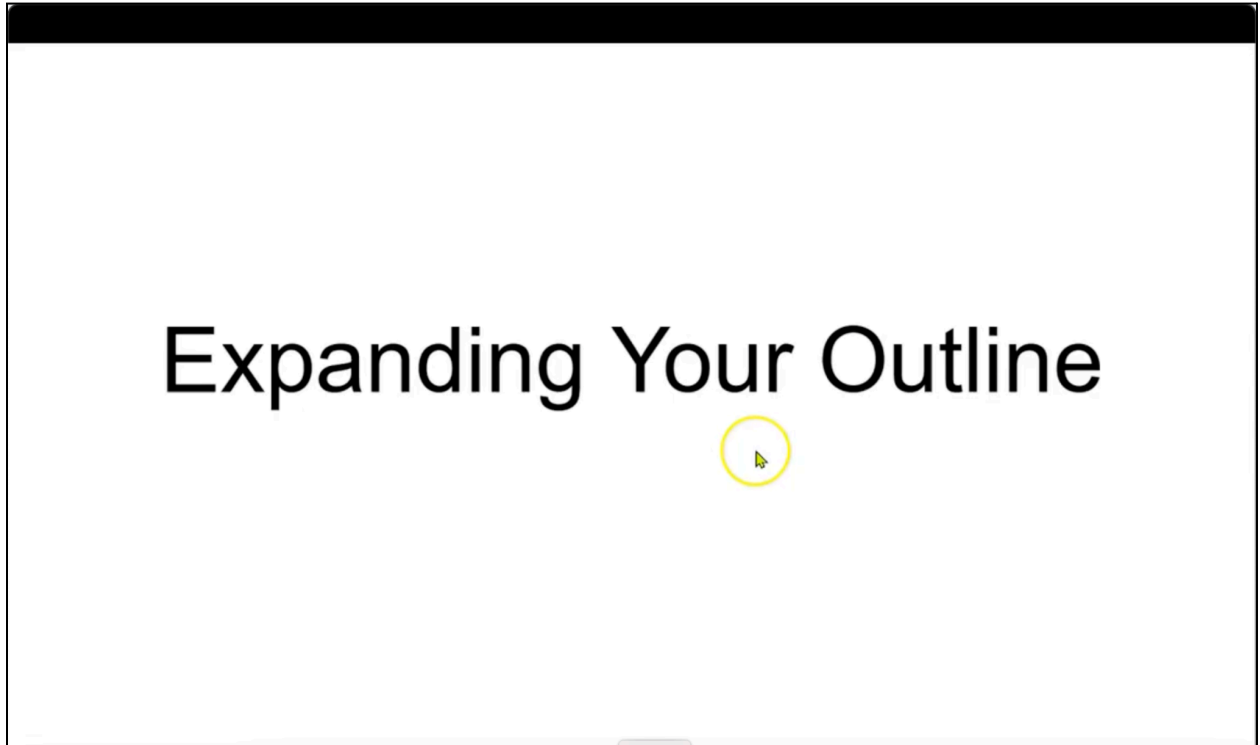


Easy AI Public Domain Fiction

Expanding Your Outline

Easy AI Public Domain Fiction

In this short video, I want to discuss some options for expanding the output you get from the creator, which is really a detailed story outline, and I want to go over some different options for you with that.



So I'm actually including some expansion prompts. So what this will do is it'll detail out your story even more, and the reason that's not really built into the creator itself is that it can tend to get a bit long.

So you can just, if you do want to, expand it even more. You can take your tools and use the expansion prompts and then you have some options going from there. So let me just show you here. So we have this master prompt here for generating a detailed story. And so what it'll do is it'll basically put together what you have and create a detailed story including things like characterization, authenticity.

Short Story Options

- Expand with included expansion prompts. Then write your story from there.
 - Models: Chato1, Claude,
 - Use a paid model for best results
- Expanding with dictation and writing
 - Dictation: Microsoft word, Google docs, other options
- **I don't recommend going 100% with AI for a complete story.**
- And, if you want to avoid having to select the AI label when submitting to KDP, use AI for outlining, brainstorming, editing, or structural refinement.

And so forth. So it is here, and you may have to prompt it to continue. And then the Jane Austen one is similar, although because these can be a little more all over the place, it does sort of go over depending on what type of story you're actually doing. Like if you're doing a modern one or one that's a traditional one, that type of thing. So it's a little bit different from this one. Those are included, and um

I really feel that if you want to do a lot of expansion with some of these AI models, you really probably will need more of a paid plan for your token use. The models that I particularly like to help expand and flesh out stories are the new ChatGPT 01 model, which I think is called Deep Reasoning. And also Clawed AI, I think is quite good, but it does have relatively short token use, so, you know, you have to prompt it several times if you want to get a story.

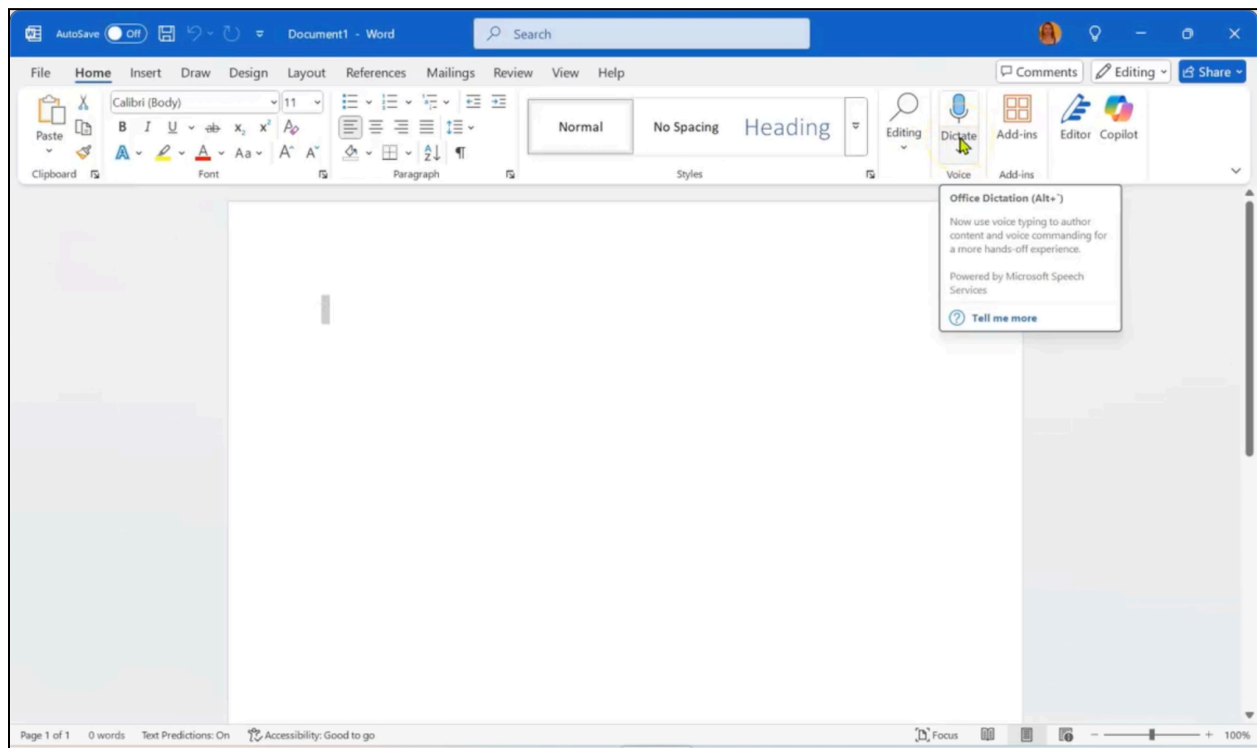
Now, I don't recommend at all going 100 percent with AI for a complete story, and I just don't think it's good enough at this point, and I wouldn't recommend going over to these tools, expanding it, and calling it a day. So I think you have a couple of different options with that. You can write your expansion, which is, you know, consider it like maybe a rough draft of the story itself, and then you could flesh it out.

So I was just recently reading about some of the dictation software where we're at with that, which is basically where you were talking out the story. Now, it used to be years ago, and I actually had a whole product on this. The best dictation software was Dragon, naturally speaking, and it's probably still the best, but along with a lot of other AI and technological advancements in general, free dictation tools have come a long way.

Easy AI Public Domain Fiction

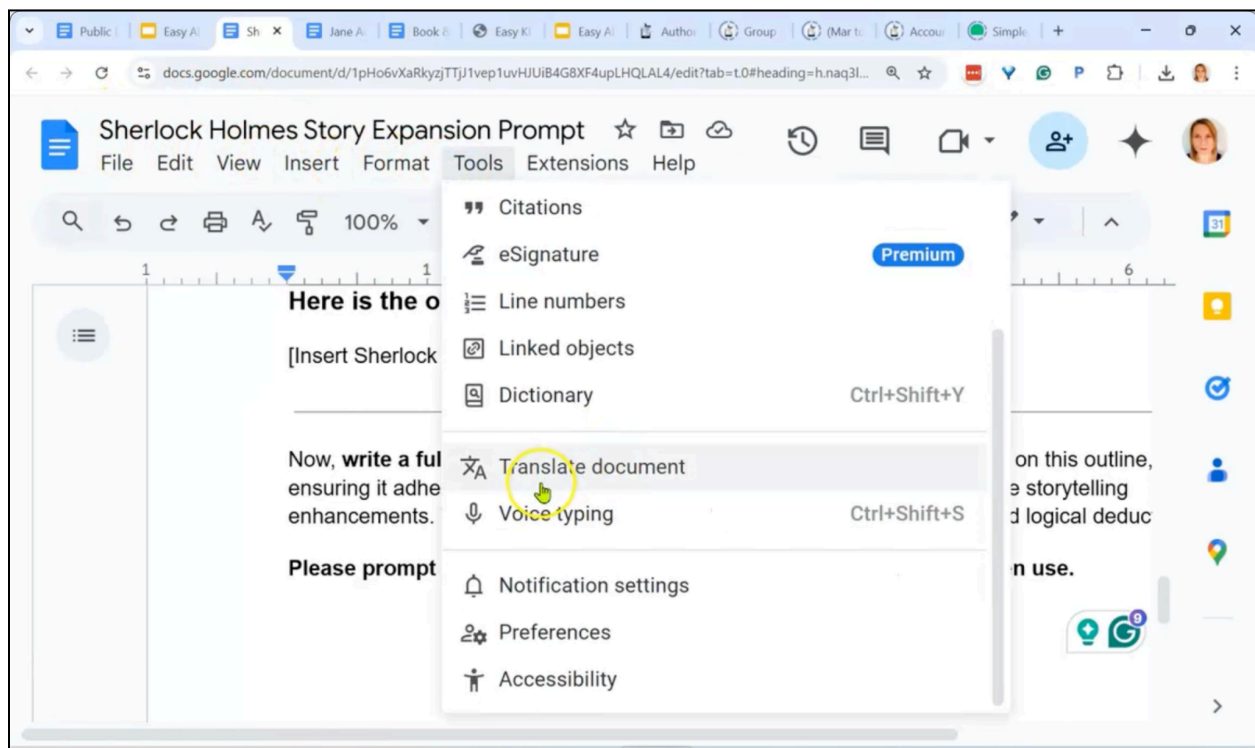
So the top one that's recommended for free is the one that's included with Microsoft Word. I think it's called voice dictation. So if you have Word like the office version like if you have the online office version or just any version of Microsoft Word, that version is supposed to be the dictation that's included with that is really supposed to be the best.

And then Google Docs also has some. It's not quite as good, but if you're writing out of Google Docs, you can use that as well. So, this is the version of Microsoft Word. I think this is the one that's with the online version of Office. So, I just wanted to show you here. It's over here in Dictate. And this is supposed to be quite good.



It's supposed to be probably some of the best. So, you could use that. So, you would have your story. rough draft, basically, if you wanted to use the expansion prompt, and then you would go ahead and add to it, add your own details, add more dialogue, make it more of your own. And then I also just want to show you if you come back over here, for example, you can come here to tools, and they have the voice typing here as well.

Easy AI Public Domain Fiction



Now, if you don't want to actually have any AI at all with your story, then I would skip using the expansion prompts and just take the detailed outline story that you have from the creator tool and then just build that out yourselves with either writing or dictation and make it more of a complete story.

Now talking about the difference with that, I think there's one thing to keep in mind, and **I've included actually a very detailed report on this** so you can follow through, is that when you do upload your stories to Amazon KDP, they're going to ask you about whether you used AI for actually writing. And what they're not talking about, they're not talking about creating an outline with it, which is what you're doing with the creator tool, or doing something like using Grammarly or something like that where you're using it for editing anything like outlining, brainstorming, editing, or things like, or getting feedback on your story, like those do not fall under that particular KDP AI labeling tool. What they're asking about is whether you are using it to actually write.

So, I have included a very in depth guide which talks about using AI in a lot more depth with helping build out fiction without having AI actually write your content.

So, if you use AI to enhance, refine, or guide your work, you remain the author. So again, if you're using the creator tool to build out an outline and then you take that and build a story format, you're the author. Now, if you take that and build out a detailed story with the expansion prompts in AI, And it's writing most of the story, and you're just adding some stuff, then it crosses a line into AI generated territory, and must be disclosed when publishing.

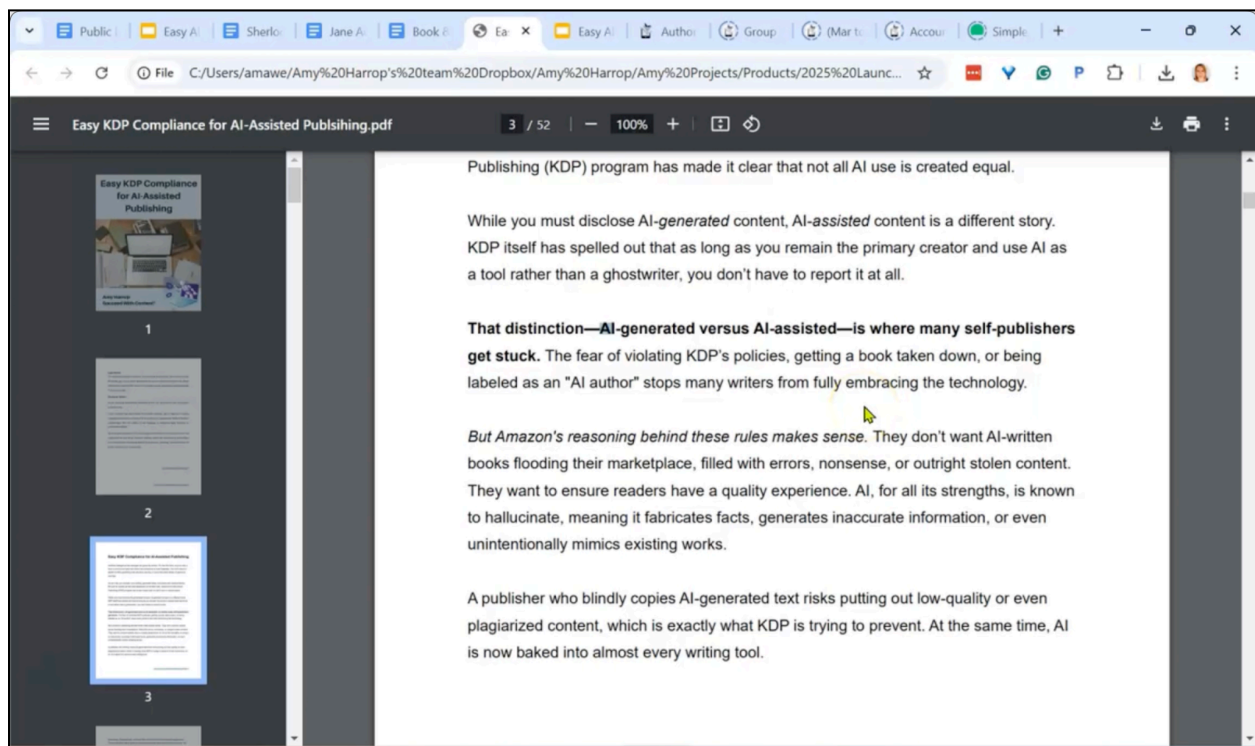
Easy AI Public Domain Fiction

So that's really up to you. If that sounds confusing, a little confusing, **I do recommend you go through the guide.** Now, you're more than welcome to publish stuff right now that is considered AI written. So if you want to get started and you don't mind saying that it is to Amazon, then you may want to use the expansion prompts and create a rough draft of a story that you can then add in your own content to it so it has the human touch and is humanized.

At this point, Amazon KDP does not require , they're not doing anything other than requiring you to disclose that it's, that you've used AI to help you write it. So they're not going to be putting that on the actual content of the book or the short story or anything like that. So if you want to sort of get started quickly, you may want to go that route.

I do want to mention again though, I don't recommend just using AI from start to finish. I just don't think the quality is going to be there, so you're going to want to use it maybe, you know, to expand if you do want to use it for the writing process and then add in your own content or refine it yourself, or you're going to want to **go the second route where you just take the content you get from the tool, that I've, created for you and then you build out your own story using dictation or writing or what have you.**

So that's really up to you and if you do want more guidance, I do have this in depth guide that's included. It's a 52 page guide so it's pretty long and it'll cover a lot of these aspects of using this for helping you with fiction. So it talks about the difference between AI generated versus AI assisted.



Easy AI Public Domain Fiction

So as we were talking about, AI assisted is helping you. You're doing the outline, giving you feedback, doing some editing and Then you can go through and write it yourself. So you can see Amazon's here. They're talking about the difference. So AI assisted, you don't have to disclose that, while AI generated requires you to report it.

So this goes into this, and then it basically goes into how you can use AI as a tool, such as outlining, which we're already doing with the tool I've given you. If you want to use that and then it goes a lot more into things like helping, you know, enhancing dialogue and things along those lines. So it really depends on what you do.

So just to recap here, you do have three options.

The first option is to get the outline from the tool. If you're going to do either of those types of stories. Use the expansion prompt and just create a story completely from AI as is. I do not recommend that, and I don't think you'll get very good results just mentioning that.

Included Expansion Prompts

- I've included two expansion prompts for the two story creators so you can expand with more detail.
- I've also included a book and cover development prompt.

The second option, and I think an okay option if you don't mind having that label, is to again go through the first two steps of the outline and then use the expansion prompt with my recommendations. Of using a paid tool and a couple ones I've recommended. Now, I haven't checked all of them. I know a lot of people now are talking about DeepSeek AI. I haven't tried that one yet. So, you know, keep in mind that things are always changing. And then you write

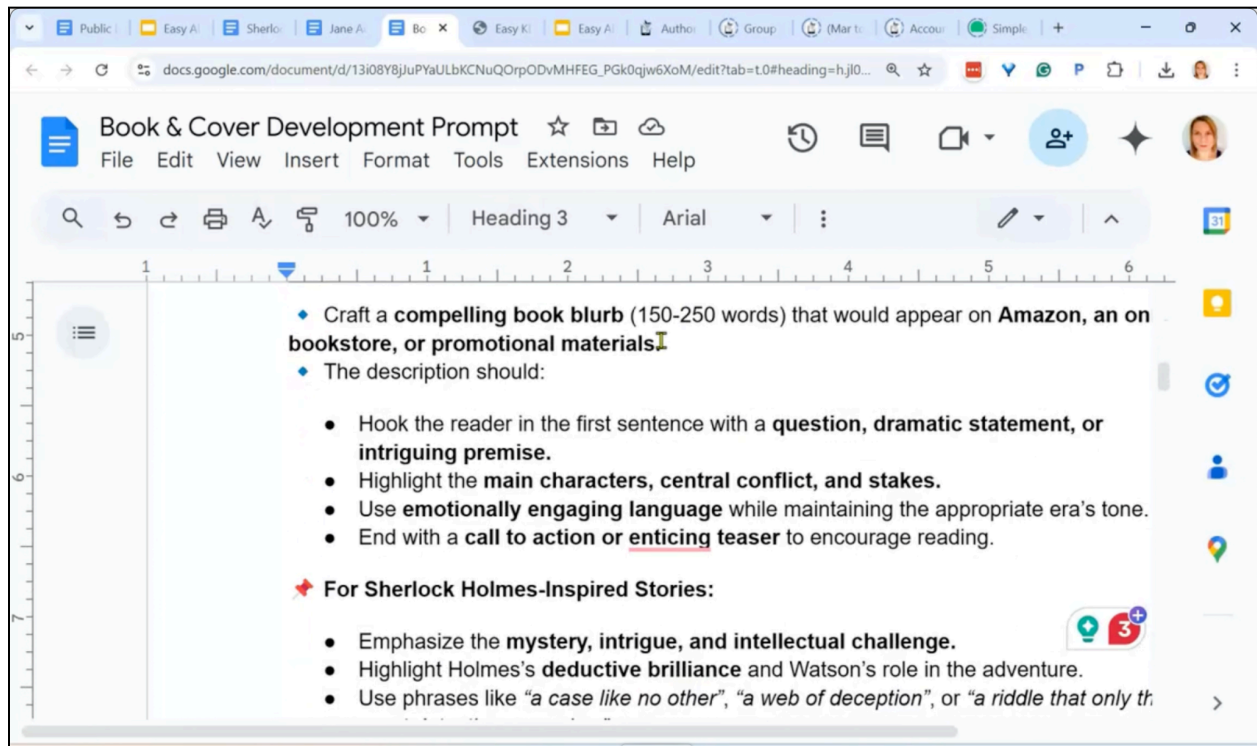
Easy AI Public Domain Fiction

and expand your own content and add it and refine it and, you know, and polish it and put your own stamp on it.

And then the third option, which I think is really the best long term for building if you want to build more of a really long term sustainable income with this, **is to just use the outline and build your own and write your own with dictation or writing, and then you can also refer to the guide I've included for using it** to help you generate ideas, for helping you edit, and things like that.

So those are sort of your three options, from 100 percent AI, which I don't recommend, to maybe 75%, to maybe a little bit, because you're using it for the outline and editing and maybe some other stuff. So those are kind of the options.

And you get to pick what you want to do, and you can do that, of course, based on what I'm saying here, and then the guide I'm including. Now I've also included just briefly a book and cover development prompt, and I think that can also be helpful. So that's also included here, where it's going to be giving you titles, descriptions, and blurbs.



And I have it for both types of stories, so you can just kind of copy and paste what you want. And then also cover design concepts. So it'll give you some ideas, and then it'll even generate cover prompts like AI generated prompts.

Easy AI Public Domain Fiction

So this is great because this is going to help you get together the assets for your story very quickly and easily. So you don't have to worry so much about getting your book description, your cover, all that type of stuff. **You can just go through and use this and it will go ahead and put that all together for you so you can use it very quickly.**